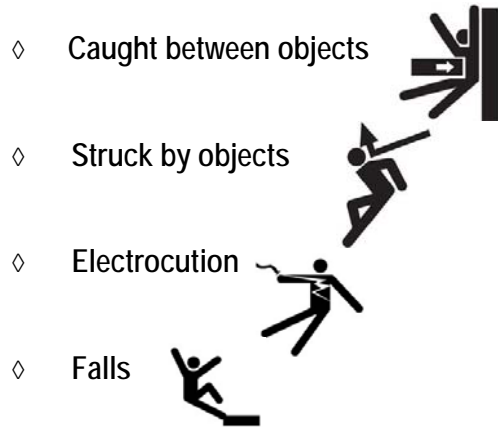


WORKER SAFETY ON THE JOB SITE

- OSHA statistics show that most fatalities in construction occur in four categories.



With proper safety training and supervision, these accidents are preventable.

KNOW THE EQUIPMENT AROUND YOU

- Before approaching a piece of operating equipment, alert the operator and wait for him to indicate it is safe to approach.
- When working around equipment, listen and watch for warnings that it may be changing direction and always face the equipment.
- Know how equipment can move or change direction. Remember, not all equipment moves like an automobile.
- Never ride on equipment not specifically designed to carry passengers.

TRAFFIC & HAND SIGNALS

Traffic signals may be used to regulate and control traffic on a work site. Ensure that you know and understand the meaning of all signals where you are working.

- Note the direction in which traffic will be flowing on the work site. This includes both vehicular and pedestrian.
- If you can visually see the operator, make sure you know the correct hand signals to communicate with the operator.

SAFETY RESOURCES

- ANSI/ITSDF B56.6 - 2011 – Safety Standard for Rough-Terrain Forklift Trucks: <http://www.itsdf.org>
- OSHA publications: <http://www.osha.gov/pls/publications/publication.html>
- OSHA/AEM Alliance materials: <http://www.aem.org/SRT/Safety/Alliances/OSHA/>



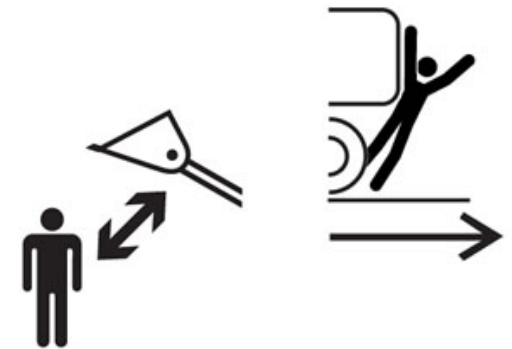
For Forklift Safety Manuals in Spanish and in English, visit: <http://shop.aem.org>

Through the OSHA and Association of Equipment Manufacturers (AEM) Alliance, AEM developed this Best Practices bulletin for informational purposes only. It does not necessarily reflect the official views of OSHA or the U.S. Department of Labor.

Permission is granted to copy this bulletin, provided that it will be distributed without charge for educational purposes only, and that the bulletin is copied in its entirety, including this notice.

“SEE AND BE SEEN”

WORKING SAFELY AROUND EQUIPMENT ON CONSTRUCTION SITES



alliance
An OSHA Cooperative Program



<http://osha.aem.org>

Best Practices Bulletin 07/12

KNOW YOUR JOB SITE

Speak-up. If something looks unsafe, it probably is.

Inspect your work site before the start of each day's operation.

Pay particular attention to the following hazards and eliminate them when possible:

- Obstacles in the travel path, aisle or road.
- Blind corners and intersections.
- Equipment that comes too close to workers on foot.
- Overhead and underground electrical or gas lines.
- Ditches, drop offs, excavations, soft spots or weak spots on floor or other surfaces.
- Working near equipment that operates frequently in reverse travel.


STAY OUT OF LIFT ZONES



- When working around equipment with elevated loads, always be aware of the load's position and keep a safe distance away.
- Make sure the equipment operator can see you and all others around the lift zone.
- Use approved support devices, if servicing under raised equipment.

CAN THE OPERATOR SEE ME ?

Before working around equipment, make sure that the operator can see you and communicates to you that he sees you.



- Check the location of mirrors, if equipped, on the equipment. **If you can't see the operator, the operator can't see you.**
- Wear high visibility clothing.
- Always face the equipment you are working with.
- Be alert to back-up alarms and flashing lights in your work area.

PROPER EQUIPMENT FOR THE JOB



Wear all Personal Protective Equipment (PPE) called for by job site conditions.

You may need:

- Hard hat
- Safety shoes
- Safety glasses, goggles or face shield
- Heavy gloves
- High visibility clothing

LOOK OUT FOR POWER AND UTILITY LINES



Maintain minimum safe distance from power lines and apparatus.

Extreme caution must be exercised around high voltage power lines. When inspecting a work site, pay close attention to the location of all electrical lines. If utility lines are near your work area, have your supervisor contact the utility company to either request service be cut off or have the lines moved.



WARNING

AVOID DEATH OR SERIOUS INJURY

- **Workers who operate near equipment may be struck or crushed by the machine or load being handled. Keep bystanders away.**
- **Know the location of all underground / overhead hazards before working in a new worksite. Call before you dig.**
- **Contacting electric power lines can result in electrocution.**
- **Insure all equipment back-up alarms or other warning devices are properly inspected and maintained.**